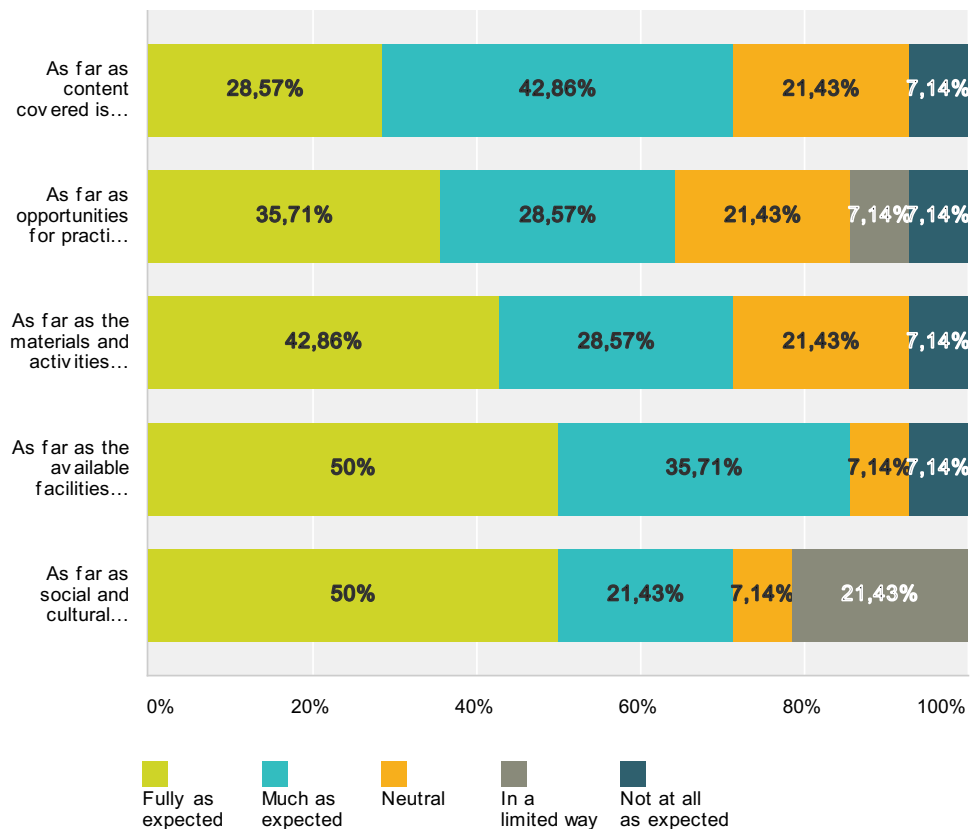


Q1 Please indicate to what extent the course met your expectations on the basis of the course description.

Beantwoord: 14 Overgeslagen: 0



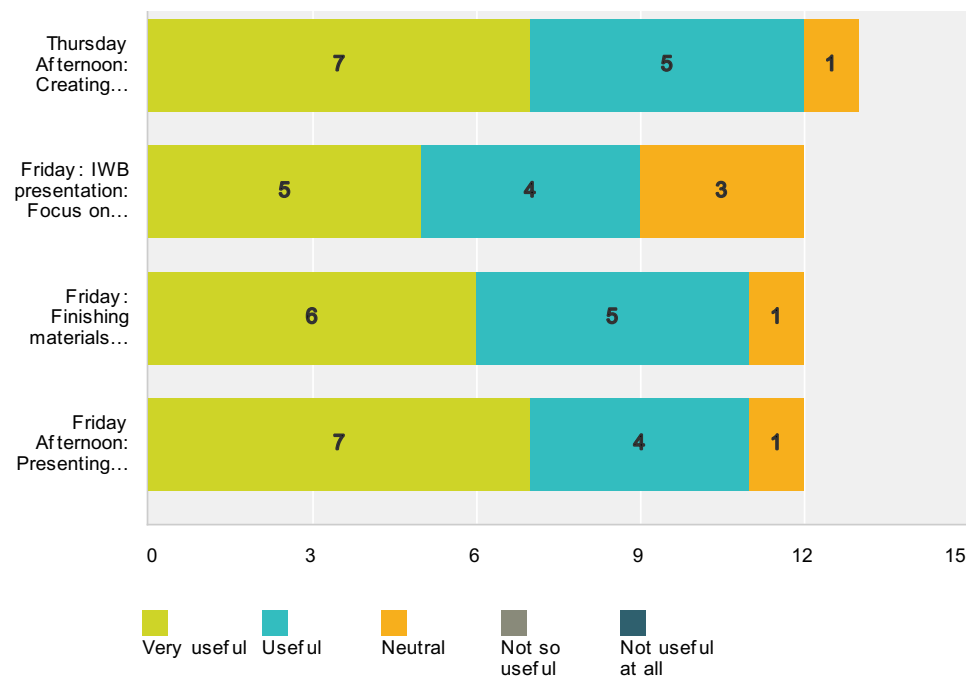
	Fully as expected	Much as expected	Neutral	In a limited way	Not at all as expected	Totaal
As far as content covered is concerned	28,57% 4	42,86% 6	21,43% 3	0% 0	7,14% 1	14
As far as opportunities for practical work is concerned	35,71% 5	28,57% 4	21,43% 3	7,14% 1	7,14% 1	14
As far as the materials and activities provided are concerned	42,86% 6	28,57% 4	21,43% 3	0% 0	7,14% 1	14
As far as the available facilities are concerned (lecture rooms, boards, catering)	50% 7	35,71% 5	7,14% 1	0% 0	7,14% 1	14
As far as social and cultural experiences are concerned	50% 7	21,43% 3	7,14% 1	21,43% 3	0% 0	14

Q2 How do you evaluate the individual presentations, workshops and activities?

Beantwoord: 13 Overgeslagen: 1



IWB Comenius Course Valencia Evaluation Questionnaire



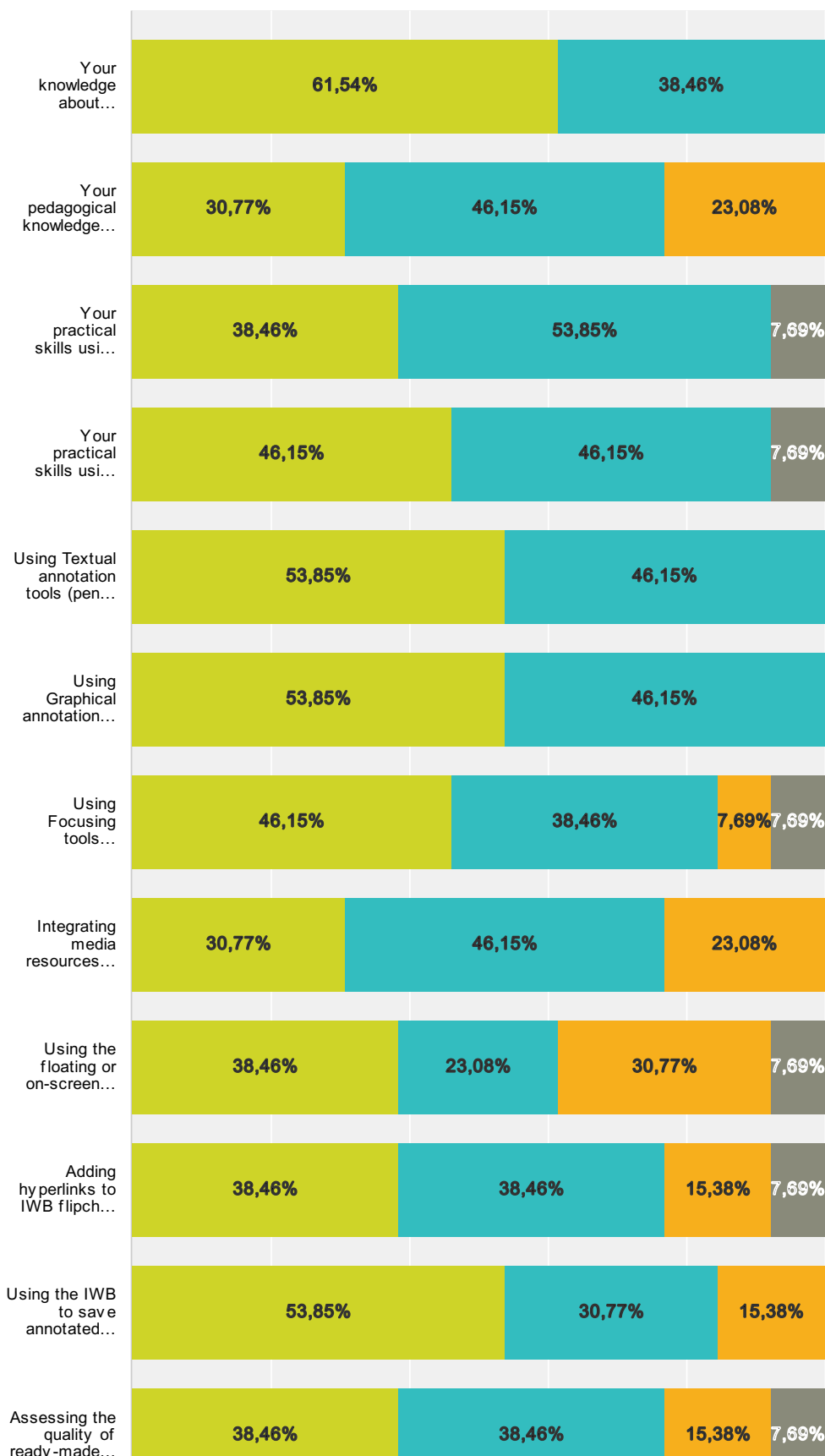
	Very useful	Useful	Neutral	Not so useful	Not useful at all	Totaal
Monday: Introduction of participants + IWB familiarisation (writing, resizing, moving, colours, recognition)	23,08% 3	46,15% 6	15,38% 2	15,38% 2	0% 0	13
Monday: Activity A at IWB: teaching materials Reading Unit (Life is funny)	30,77% 4	53,85% 7	15,38% 2	0% 0	0% 0	13
Monday: Activity B: analysis of iTILT videos	30,77% 4	53,85% 7	7,69% 1	7,69% 1	0% 0	13
Monday Afternoon: Introduction of Notebook by exploring iTILT teaching materials files	23,08% 3	53,85% 7	23,08% 3	0% 0	0% 0	13
Tuesday: Task-based language teaching: presentation	15,38% 2	61,54% 8	15,38% 2	7,69% 1	0% 0	13
Tuesday: Applying insights by watching videos (reading and writing) & proposing tweaks to make it more like a task.	30,77% 4	46,15% 6	15,38% 2	7,69% 1	0% 0	13
Tuesday Afternoon: IWB for videoconferencing	25% 3	33,33% 4	33,33% 4	8,33% 1	0% 0	12
Tuesday Afternoon: Simple Tech solutions	30,77% 4	46,15% 6	23,08% 3	0% 0	0% 0	13
Tuesday Afternoon: Personal Learning Networks	30,77% 4	46,15% 6	15,38% 2	7,69% 1	0% 0	13
Wednesday: Teaching grammar & vocabulary in task-based learning (TBL), exploring examples.	46,15% 6	46,15% 6	7,69% 1	0% 0	0% 0	13
Wednesday: Evaluation of IWB resources on the iTILT website with the iTILT criteria	30,77% 4	61,54% 8	0% 0	0% 0	7,69% 1	13
Wednesday Afternoon: Creating own materials in groups, applying criteria Computer and Board hands-on activity.	53,85% 7	23,08% 3	7,69% 1	15,38% 2	0% 0	13
Thursday: Copright and Creative Commons	61,54% 8	30,77% 4	7,69% 1	0% 0	0% 0	13
Thursday: Teaching speaking and listening in a TBL framework	46,15% 6	46,15% 6	0% 0	7,69% 1	0% 0	13
Thursday Afternoon: Creating materials based on a predetermined set of specifications	53,85% 7	38,46% 5	7,69% 1	0% 0	0% 0	13
Friday: IWB presentation: Focus on language learning strategies	41,67% 5	33,33% 4	25% 3	0% 0	0% 0	12

IWB Comenius Course Valencia Evaluation Questionnaire

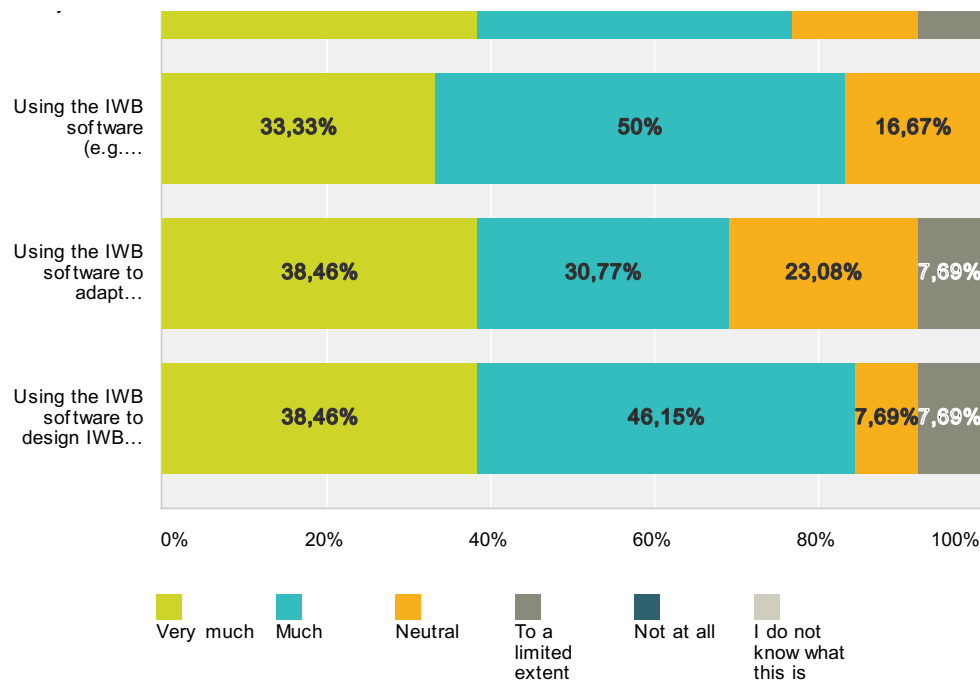
Friday: Finishing materials based on a predetermined set of specifications	50% 6	41,67% 5	8,33% 1	0% 0	0% 0	12
Friday Afternoon: Presenting and sharing results	58,33% 7	33,33% 4	8,33% 1	0% 0	0% 0	12

Q3 Please indicate to what extent your knowledge and confidence levels re IWB-related skills and functionalities have increased

Beantwoord: 13 Overgeslagen: 1



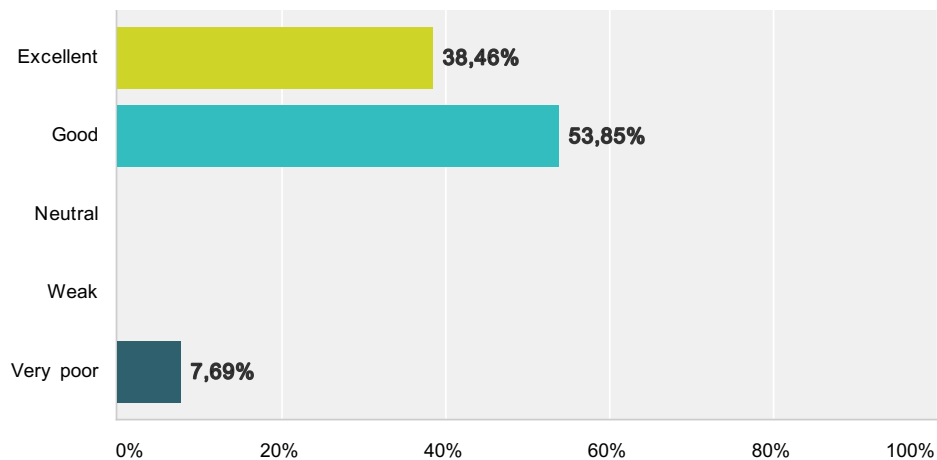
IWB Comenius Course Valencia Evaluation Questionnaire



	Very much	Much	Neutral	To a limited extent	Not at all	I do not know what this is	Totaal
Your knowledge about technical IWB features / functionalities	61,54% 8	38,46% 5	0% 0	0% 0	0% 0	0% 0	13
Your pedagogical knowledge about using IWB in language education	30,77% 4	46,15% 6	23,08% 3	0% 0	0% 0	0% 0	13
Your practical skills using the board	38,46% 5	53,85% 7	0% 0	7,69% 1	0% 0	0% 0	13
Your practical skills using the IWB software board for adapting and/or creating content	46,15% 6	46,15% 6	0% 0	7,69% 1	0% 0	0% 0	13
Using Textual annotation tools (pens, brushes, erasers, handwriting recognition etc)	53,85% 7	46,15% 6	0% 0	0% 0	0% 0	0% 0	13
Using Graphical annotation tools: (colour use, shading, underlining)	53,85% 7	46,15% 6	0% 0	0% 0	0% 0	0% 0	13
Using Focusing tools (spotlighting, revealing, drag and drop)	46,15% 6	38,46% 5	7,69% 1	7,69% 1	0% 0	0% 0	13
Integrating media resources (using audio, video and images)	30,77% 4	46,15% 6	23,08% 3	0% 0	0% 0	0% 0	13
Using the floating or on-screen keyboard:	38,46% 5	23,08% 3	30,77% 4	7,69% 1	0% 0	0% 0	13
Adding hyperlinks to IWB flipchart pages to facilitate navigation:	38,46% 5	38,46% 5	15,38% 2	7,69% 1	0% 0	0% 0	13
Using the IWB to save annotated pages for future use (e.g. content rehearsal and/or elaboration)	53,85% 7	30,77% 4	15,38% 2	0% 0	0% 0	0% 0	13
Assessing the quality of ready-made IWB materials	38,46% 5	38,46% 5	15,38% 2	7,69% 1	0% 0	0% 0	13
Using the IWB software (e.g. Notebook, ActiveInspire)	33,33% 4	50% 6	16,67% 2	0% 0	0% 0	0% 0	12
Using the IWB software to adapt ready-made IWB materials to (better) suit specific lesson objectives	38,46% 5	30,77% 4	23,08% 3	7,69% 1	0% 0	0% 0	13
Using the IWB software to design IWB materials for specific lesson objectives	38,46% 5	46,15% 6	7,69% 1	7,69% 1	0% 0	0% 0	13

Q4 How do you evaluate the organisation of the course (= aspects like time management, session chairing, trouble shooting, etc)?

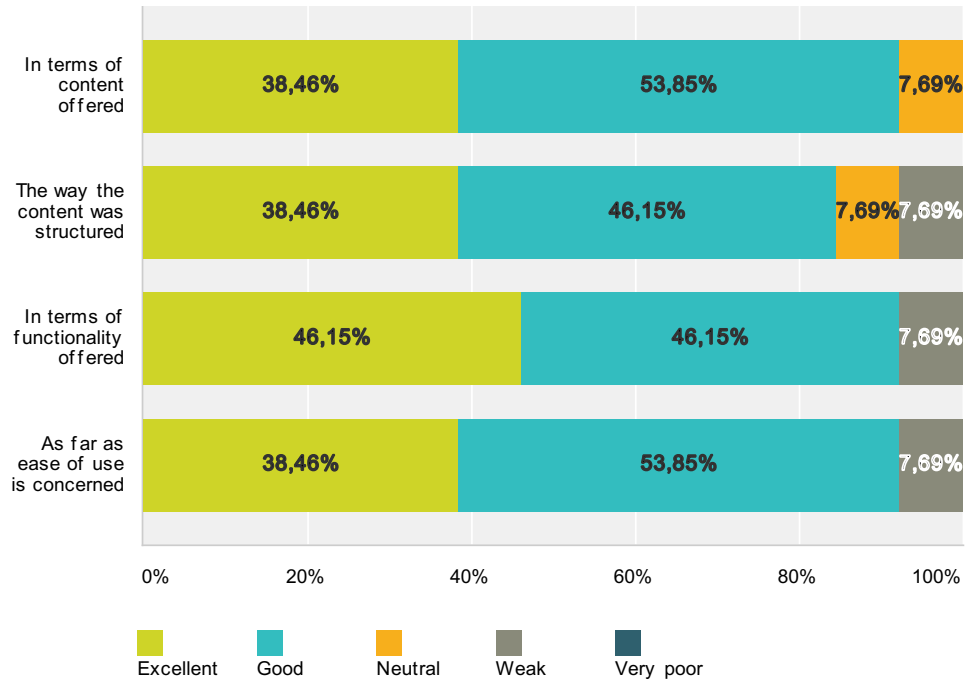
Beantwoord: 13 Overgeslagen: 1



Antwoordkeuzen	Reacties	
Excellent	38,46%	5
Good	53,85%	7
Neutral	0%	0
Weak	0%	0
Very poor	7,69%	1
Totaal		13

Q5 How do you evaluate the Schoology-based course space used for the session in Valencia

Beantwoord: 13 Overgeslagen: 1



	Excellent	Good	Neutral	Weak	Very poor	Totaal
In terms of content offered	38,46% 5	53,85% 7	7,69% 1	0% 0	0% 0	13
The way the content was structured	38,46% 5	46,15% 6	7,69% 1	7,69% 1	0% 0	13
In terms of functionality offered	46,15% 6	46,15% 6	0% 0	7,69% 1	0% 0	13
As far as ease of use is concerned	38,46% 5	53,85% 7	0% 0	7,69% 1	0% 0	13

Q6 Have you got any suggestions how this course could be improved to better suit your learning needs/style? Or use the text box to add any other concern or comment you may have.

Beantwoord: 5 Overgeslagen: 9